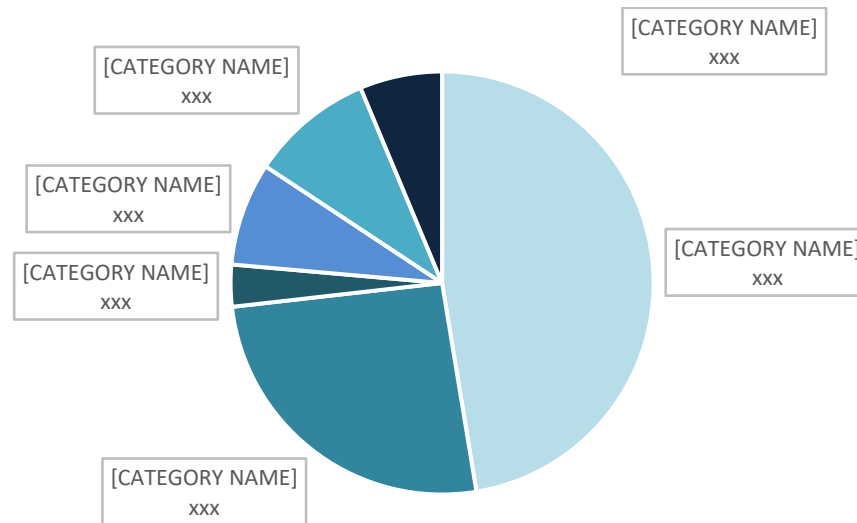


Overview (1/2)

- A total of xxx rail projects are coming up in the Middle East and Africa region at a planned investment of over USDxxx million.
- Of these, xxx projects involve construction of around xxx km of network.
- Another xxx are modernisation or upgradation projects.
- The maximum opportunity lies in xxx and xxx projects. A total of xxx projects, which will together span over xxx km, are planned at an investment of over USDxxx million.

Development of projects by mode



Longest upcoming projects

xxx: xxx km
xxx: xxx km
xxx: xxx km
xxx: xxx km
xxx: xxx km

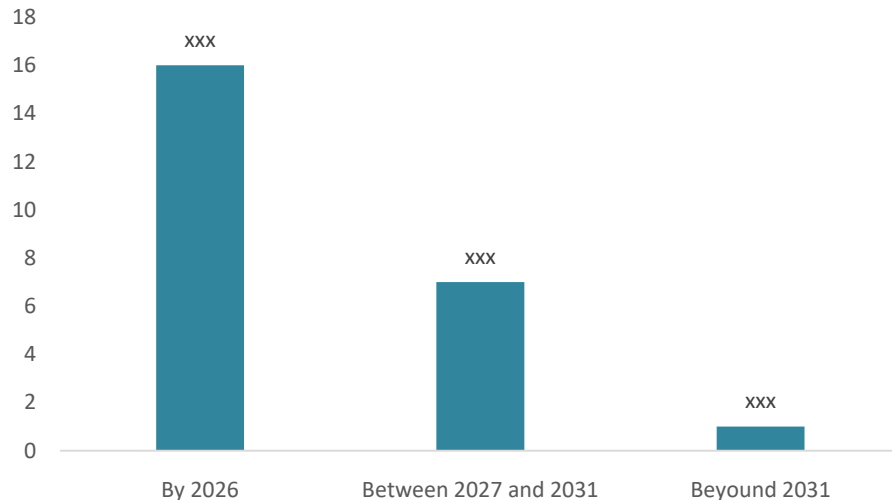
Top projects by planned investment

xxx: xxx km
xxx: xxx km
xxx: xxx km
xxx: xxx km
xxx: xxx km

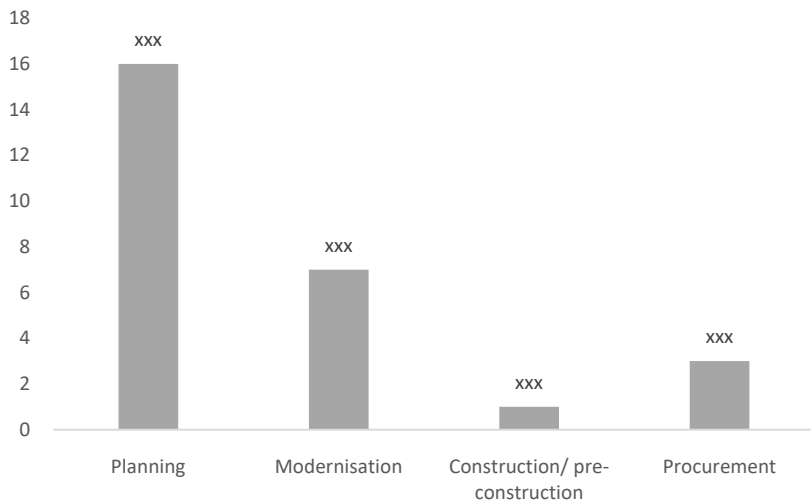
Overview (2/2)

- A total of xxx projects spanning a length of xxx km is planned to be completed by 2026. xxx upgradation project will be completed between 2027 and 2031. The year of completion of xxx projects is not known or yet to be announced.
- Majority of the projects in The Middle East and Africa are at the xxx stage. A total of xxx projects covering a length of over xxx km and requiring an estimated investment of over USDxxx million are at the xxx stage. Another xxx projects covering a length of xxx km and entailing an estimated investment of more than USDxxx million are under construction.

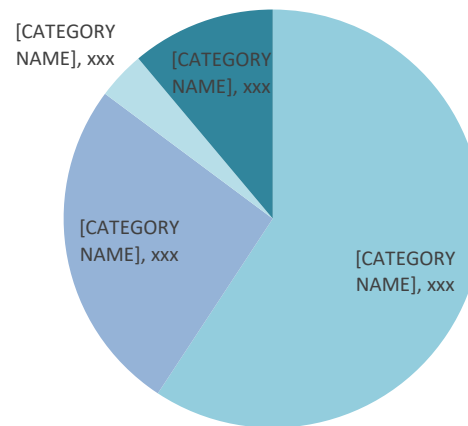
Distribution of projects by date of opening



Distribution of projects by status

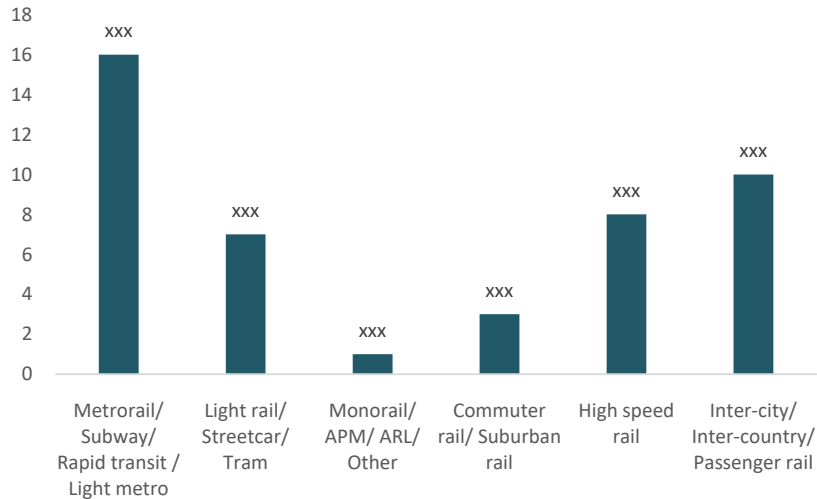


Share of projects by status



Introduction

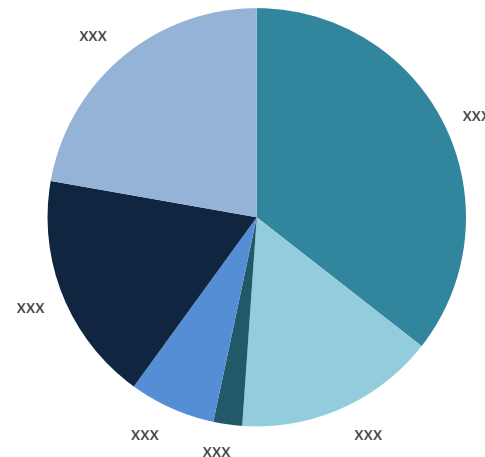
Mode-wise number of projects



- Xxx projects are the most dominant modes being developed.
- A total of xxx projects are being developed as monorail/APM/ARL/other.

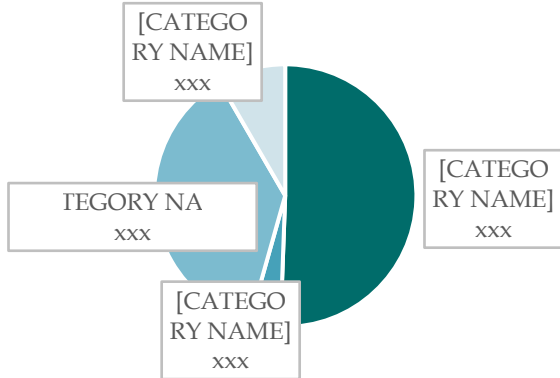
- The region will develop xxx% of projects as commuter rail/suburban rail.
- This is followed by xxx which covers around xxx% of the projects.

Mode-wise share of projects



Introduction

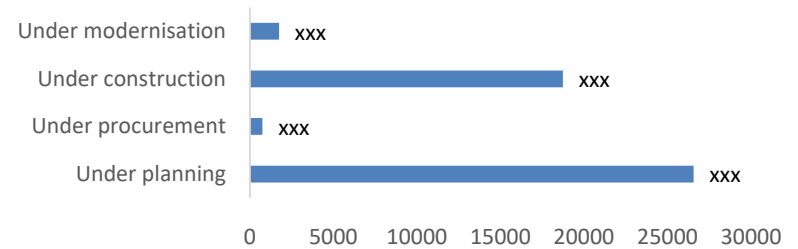
Share of projects by status



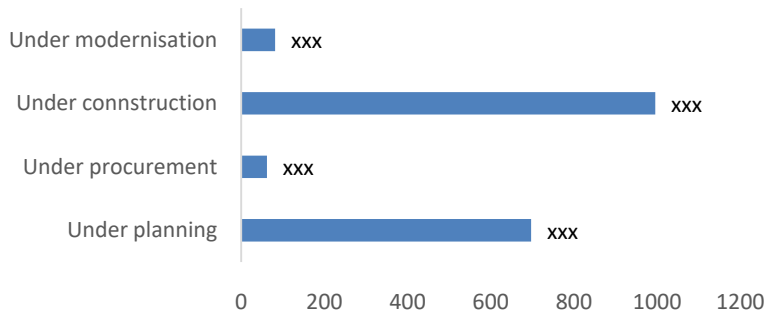
Of the xxx projects covered in the report, xxx % are under planning, xxx % are under construction, xxx % are under modernisation, and xxx % are under procurement. Since majority of the projects are in the planning stage, there are significant investment opportunities for contractors/service providers across the urban rail transit value chain.

The report covers projects that collectively span xxx km. Of this, approximately xxx % are under planning, xxx % are under construction, xxx % are under procurement, and xxx % are under modernisation.

Distribution of length of projects by status



Capital Costs (in USD billions)

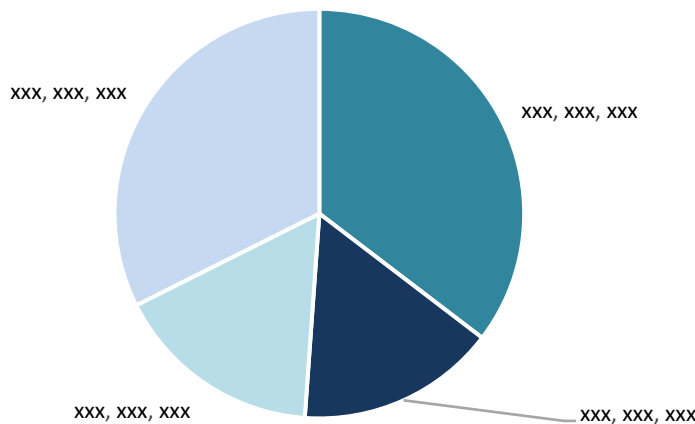


Over USD xxx billion will be invested to develop rail infrastructure. From the total planned investments, approximately xxx % are under construction, xxx % are under planning, xxx % are under modernisation, and xxx % are under procurement.

Introduction

- The report covers xxx projects, of which the capital costs for xxx projects are available. Of these, xxx % are valued under USDxxx million, xxx% are valued between USDxxx million and USDxxx billion, xxx % are valued between USDxxx billion and USDxxx billion, and xxx % are valued over USDxxx billion.
- There are xxx projects spanning over xxx km and xxx stations valued under USD xxx million. A total of xxx projects spanning over xxx km and xxx stations valued between USDxxx million and USDxxx billion. Further, the xxx projects valued between USDxxx billion and USDxxx billion span over xxx km and xxx stations. There are xxx projects valued over USDxxx billion span over xxx km and xxx stations.
- Further, a total of xxx projects spanning over xxx km and xxx stations have yet to announced their capital costs. The costs are not available for xxx projects spanning over xxx km and covering xxx stations.

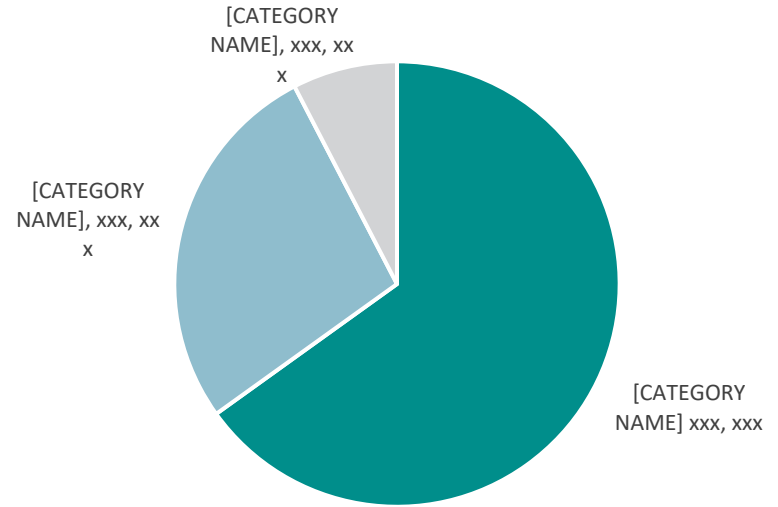
Distribution of projects by costs*



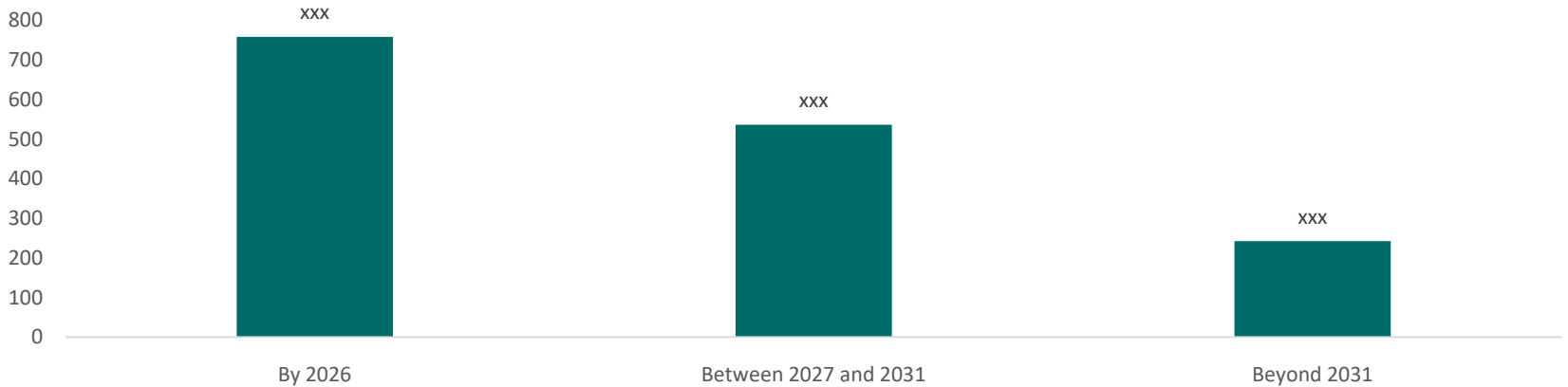
Introduction

- The report covers xxx projects, of which the completion dates for xxx projects are available. Of these, xxx% are expected to be completed by 2026, xxx% are expected to be completed between 2027 and 2031, and xxx% are expected to be completed after 2031.
- There are xxx projects spanning over xxx km and covering xxx stations expected to be developed and modernised by 2026. Between 2027 and 2031, there are xxx projects spanning over xxx km and covering xxx stations expected to be completed and modernised. There are xxx projects spanning over xxx km and covering xxx stations expected to be operationalised and modernised after 2031.

Distribution of projects by expected date of completion*



Cost of projects by expected completion (in USD billions)



Summary


Huge investments are planned to be undertaken in construction, fare systems, rolling stock and signalling, train control, and telecommunications (STT) systems.



Construction

New build projects: USDxxx billion to USDxxx billion

Extensions and modernisation: USDxxx billion to USDxxx billion



Fare System

USDxxx billion to USDxxx billion



Rolling stock

USDxxx billion to USDxxx billion

STT

USDxxx billion